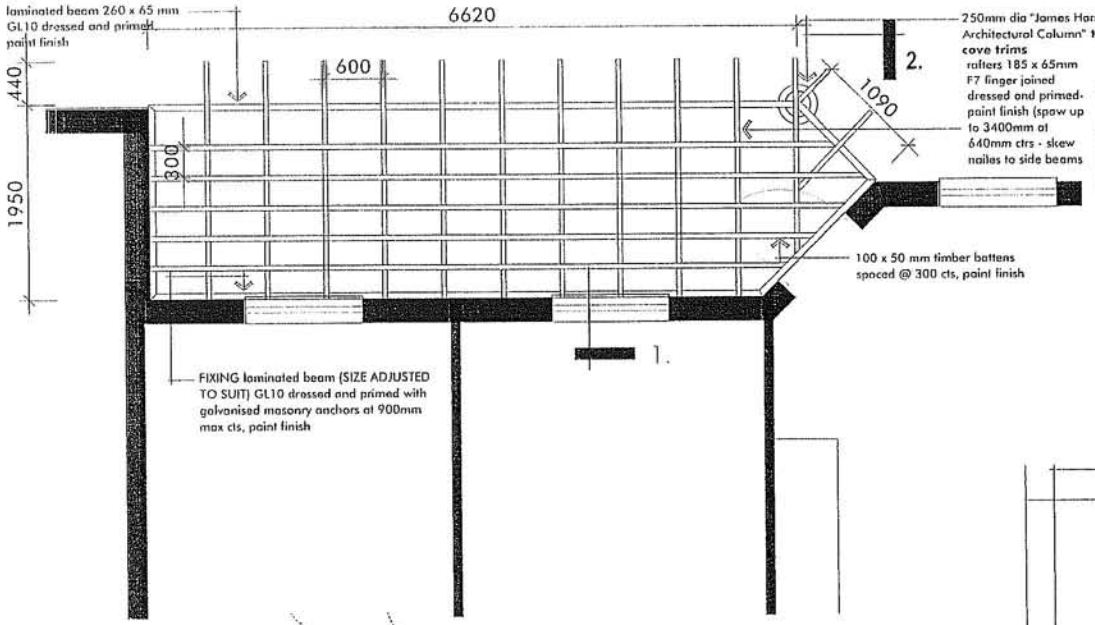

pergola roof plan

Pergola Colour:

*All Timber elements is pergolas throughout whole development to match render colour of Borrowdale Building (recessive, consitant colour)
*Top coat to be exterior acrylic low sheen in Dulux weather shield or Solargard colour matched to Mirabond colour Water Chestnut
*Orginal Colour is 'Water Chesnut' from the expired Murabond Code Range.
*Builder to ensure colour match
*The architectural column detailed in the ground floor pergolas should match the base render colour of each building. (This is to be reviewed to the buildings that have the new salmon and terracotta colours, as these will not be suitable for the pergolas structures. In this case the 'Water Chesnut should be used for these buildings.)
*Optional retractable canvas awning to match 'Water Chestnut'

Architectural Column:

*All Hardies Architectural Columns to be tapered 250mm at the base and 195mm at the top. To be installed to manufacturers specification.

Hardware:

*All hardware to be used will be galvanised (nails, bolts, screws, plates).
*No steel or zincalume coated hardware due to the close proximity to the salt water, and importantly the timber treatment chemicals react with zinc coatings causing a faster rate of corrosion.

Timber:

*All timber cuts and joints to be re-treated with 'Tanalised Ecoseal', then sealed with an oil based timber primer to give the best protection from fungal attack
*Timber to be lightly sanded and cleaned before painting with either a water based of oil based undercoat
*All timber tobe pre-primed and painted with one coat of paint to match existing colours
*Engineer to confirm non-load bearing timber treatment and sizes

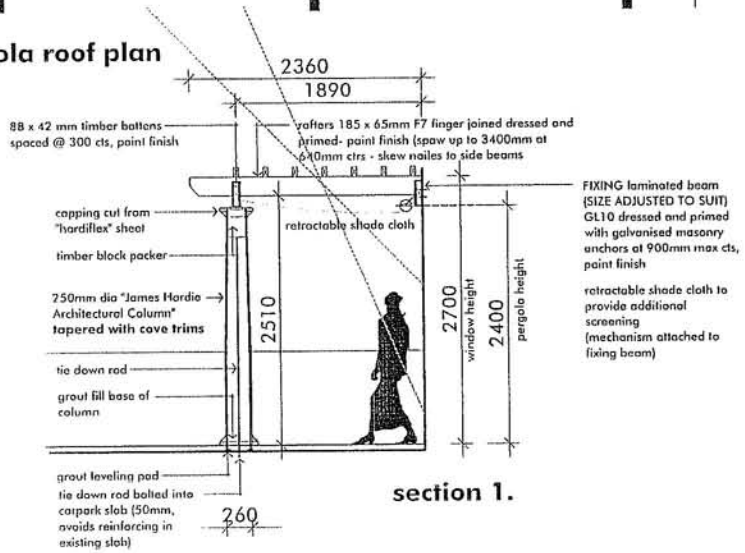

section 1.

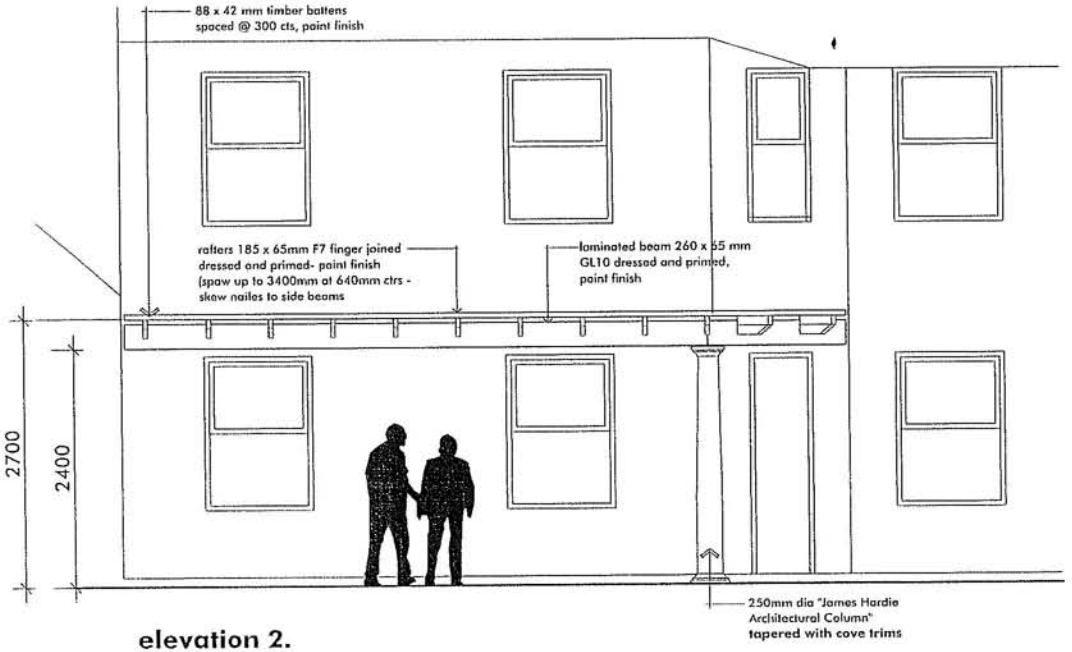

elevation 2.

DETAIL 2

Project	Phillips Landing Pergolas
Title	Ground Floor Pergola Detail
Scale 1:500 Date	November 05 Number 2706 _fd104

0 5 10 25 50

© copyright nettleton tribe partnership pty ltd

nettletontribe